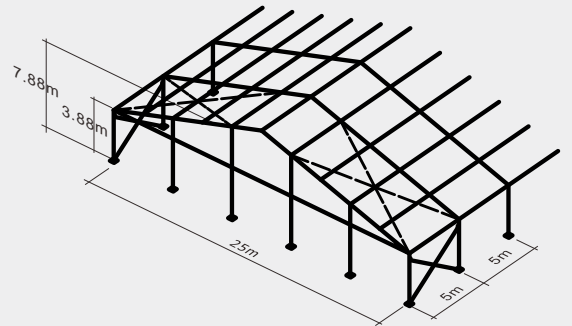


Type BT25/400

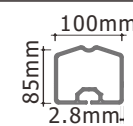
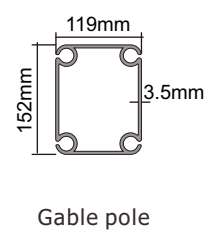
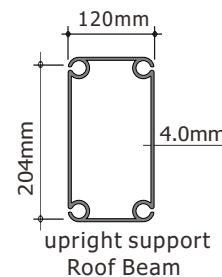


Item	Specification
Clear-span width	25m
Eave height	3.88m
Ridge height	7.88m
Roof pitch	18°
Bay distance	5m
Longest component	10.7m
Minimum tent length	25m
Roof fixing	Bar tensioning
Main profile	204x120x4mm(4-channel)
Wind loading	100km/hour 0.5kn/m ²
Eave connection	Hot-dip Galvanized twin steel plate
Framework material	Hard pressed extruded aluminium 6061/T6 (15HW)
Cover material	PVC-coated polyester textile, flame retardant to DIN 4102 B1,M2,CFM. 750g-900g/m ²

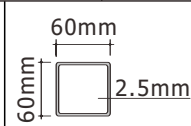
Optional accessories

- PVC window sidewalls
- Anchoring
- Rain Gutter
- Lining and curtain
- Glass door units
- Hard walling system
- Glass walling system
- Transparent PVC cover and sidewall
- Flooring system
- Weight plate

Framework main profile dimension and use



Eave purlin
Gable beam



Eave tension rail

