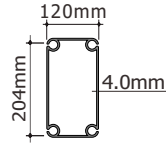
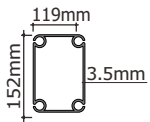
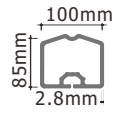
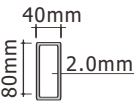


Item	Specification
Clear span width	10m
Eave height	5m
Ridge height	5.58m
Roof pitch	7°
Bay distance	5m
Longest component	6m
Minimum tent length	10m
Snow loading	75kg/m ²
Wind loading	100km/hour
Main Profile	204x120x4mm(4-channel)
Roof Options	Thermo Insulation Roof
Roof Fixing	Bar Tensioning
Eave connection	Hot-dip Galvanized twin steel plate
Framework material	Hard pressed extruded aluminium 6061/T6 (15HW)
Cover material	PVC-coated polyester textile, flame retardant to DIN 4102 B1,M2,CFM. 750-900g/m ²

Optional accessories
PVC window sidewalls
Anchoring
Rain Gutter
Lining and curtain
Glass door units
Transparent PVC cover and sidewall
Flooring system
Weight plate

Framework main profile dimension and use	
 <p>upright support Roof Beam</p>	 <p>Gable pole</p>
 <p>Ridge purlin Eave purlin Gable beam Intermediale purlin</p>	 <p>Eave tension rail</p>