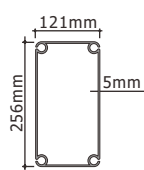
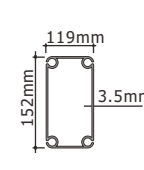
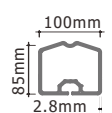
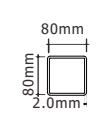
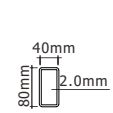


Item	Specification
Clear span width	20m
Eave height	5m
Ridge height	6.2m
Roof pitch	7°
Bay distance	5m
Longest component	11m
Minimum tent length	20m
Snow loading	75kg/m ²
Wind loading	100km/hour
Main Profile	256x121x5mm(4-channel)
Roof Options	Thermo Insulation Roof
Roof Fixing	Bar Tensioning
Eave connection	Hot-dip Galvanized twin steel plate
Framework material	Hard pressed extruded aluminium 6061/T6 (15HW)
Cover material	PVC-coated polyester textile, flame retardant to DIN 4102 B1,M2,CFM. 750-900g/m ²

Optional accessories
PVC window sidewalls
Anchoring
Rain Gutter
Lining and curtain
Glass door units
Transparent PVC cover and sidewall
Flooring system
Weight plate

Framework main profile dimension and use		
 <p>Roof Beam Upright Support</p>	 <p>Gable Pole</p>	
 <p>Eave Purlin Ridge Purlin</p>	 <p>Intermediate Purlin</p>	 <p>Eave tension rail</p>