

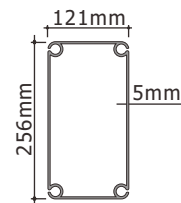
Type EBT/DOD/30/400

| Item | Specification |
|--------------------|---|
| Clear-span width | 30m |
| Eave height | 3.88m |
| Ridge height | 8.8m |
| High Peak height | - |
| Roof pitch | 18° |
| Side length | 7.76m |
| Longest component | 10.7m |
| Roof fixing | Bar tensioning |
| Main profile | 256x121x5mm (4-channel) |
| Wind loading | 100km/hour 0.5kn/m ² |
| Eave connection | Hot-dip Galvanized steel insert |
| Framework material | Hard pressed extruded aluminium 6061/T6 (15HW) |
| Cover material | PVC-coated polyester textile, flame retardant to DIN 4102 B1,M2,CFM. 750g-900g/m ² |

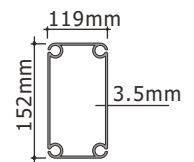
Optional accessories

- PVC window sidewalls
- Anchoring
- Rain Gutter
- Lining and curtain
- Glass door units
- Transparent PVC cover and sidewall
- Flooring system
- Weight plate

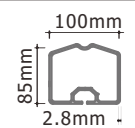
Framework main profile dimension and use



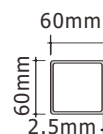
Roof Beam
Upright Support



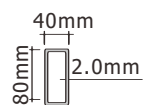
Gable Pole



Eave Purlin
Gable Pole
Ridge Purlin



Intermediate
Purlin



Eave
tension rail

