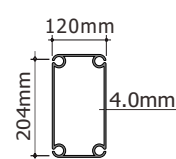
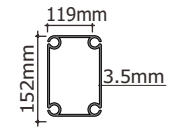
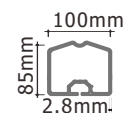
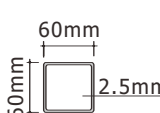
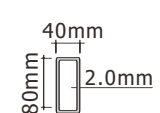
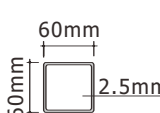
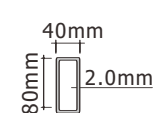


Type: PG15/400

Item	Specification
Clear span width	15m
Eave height	4m
Top height	8.75m
Bay distance	5m
Wind loading	100km/hour
Roof pitch	45°
Main Profile	204X120X4mm
Roof Fixing	Bar Tensioning
Eave connection	Hot-dip Galvanized twin steel plate
Framework material	Hard pressed extruded aluminium 6061/T6 ( 15HW )
Cover material	PVC-coated polyester textile,flame retardant to DIN 4102 B1,M2,CFM. 750-900g/m <sup>2</sup>

Framework main profile dimension and use		
 <p>upright support Roof Beam</p>	 <p>Gable pole</p>	
 <p>Ridge purlin</p>	 <p>Eave purlin</p>	 <p>Gable beam</p>
	 <p>Intermediale purlin</p>	 <p>Eave tension rail</p>

