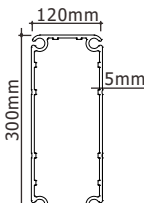
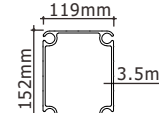
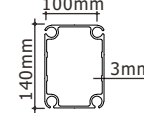

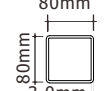
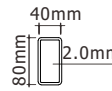


Item	Specification
Clear span width	30m
Side height (1st floor)	4m
Eave height	8m
Top height	9.8m
Wind loading	120km/hour
Floor Loading Capacity	450kg/m <sup>2</sup>
Roof pitch	7°
Main Profile	300X120X5mm
Roof Options	Thermo Roof
Roof Fixing	Bar Tensioning
Eave connection	Hot-dip Galvanized twin steel plate
Framework material	Hard pressed extruded aluminium 6061/T6 ( 15HW )
Cover material	PVC-coated polyester textile, flame retardant to DIN 4102 B1,M2,CFM. 750-900g/m <sup>2</sup>

Optional accessories
PVC window sidewalls
Anchoring
Rain Gutter
Lining and curtain
Glass door units
Transparent PVC cover and sidewall
Flooring system
Weight plate

Framework main profile dimension and use		
 <p>Roof Beam Upright Support Gable Pole</p>	 <p>Gable Pole</p>	 <p>Eave Purlin Ridge Purlin</p>
 <p>Eave Purlin</p>	 <p>Intermediate Purlin</p>	 <p>Eave tension rail</p>