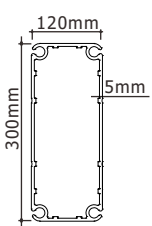
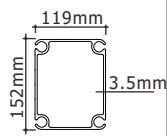
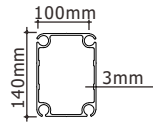
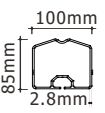
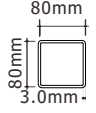
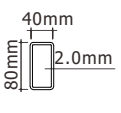


Item	Specification
Clear span width	25m
Side height (1st floor)	3.35m
Eave height	6.75m
Top height	11m
Wind loading	120km/hour
Floor Loading Capacity	450kg/m ²
Roof pitch	18°
Main Profile	300X120X5mm
Roof Options	Thermo Roof
Roof Fixing	Bar Tensioning
Eave connection	Hot-dip Galvanized twin steel plate
Framework material	Hard pressed extruded aluminium 6061/T6 (15HW)
Cover material	PVC-coated polyester textile, flame retardant to DIN 4102 B1,M2,CFM. 750-900g/m ²

Optional accessories

- PVC window sidewalls
- Anchoring
- Rain Gutter
- Lining and curtain
- Glass door units
- Transparent PVC cover and sidewall
- Flooring system
- Weight plate

Framework main profile dimension and use

 <p>Roof Beam Upright Support Gable Pole</p>	 <p>Gable Pole</p>	 <p>Eave Purlin Ridge Purlin</p>
 <p>Eave Purlin</p>	 <p>Intermediate Purlin</p>	 <p>Eave tension rail</p>

