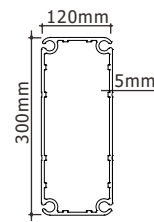


Item	Specification
Clear span width	30m
Side height (1st floor)	3.35m
Eave height	6.75m
Top height	11.75m
Wind loading	120km/hour
Floor Loading Capacity	450kg/m <sup>2</sup>
Roof pitch	18°
Main Profile	300X120X5mm
Roof Options	Thermo Roof
Roof Fixing	Bar Tensioning
Eave connection	Hot-dip Galvanized twin steel plate
Framework material	Hard pressed extruded aluminium 6061/T6 ( 15HW )
Cover material	PVC-coated polyester textile, flame retardant to DIN 4102 B1,M2,CFM. 750-900g/m <sup>2</sup>

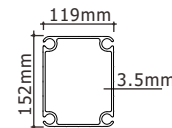
### Optional accessories

- PVC window sidewalls
- Anchoring
- Rain Gutter
- Lining and curtain
- Glass door units
- Transparent PVC cover and sidewall
- Flooring system
- Weight plate

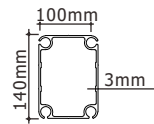
### Framework main profile dimension and use



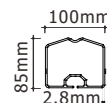
Roof Beam  
Upright Support  
Gable Pole



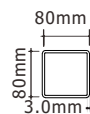
Gable Pole



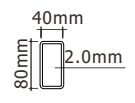
Eave Purlin  
Ridge Purlin



Eave Purlin



Intermediate  
Purlin



Eave  
tension rail

