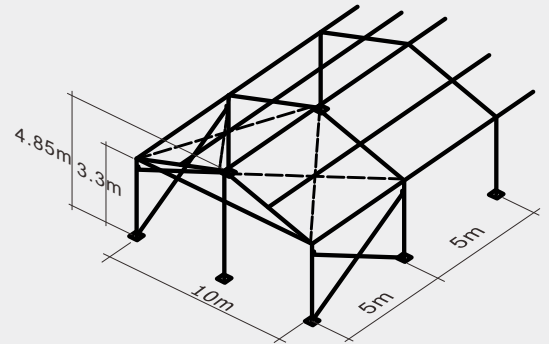


Type ET10/330

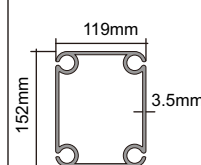
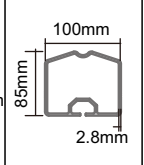
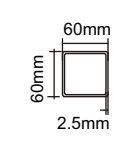
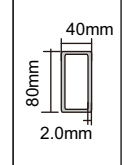


Item	Specification
Clear-span width	10m
Eave height	3.3m
Ridge height	4.85m
Roof pitch	18°
Bay distance	5m
Longest component	5.64 m
Minimum tent length	15m
Roof fixing	Bar tensioning
Main profile	152x119x3.5mm(4-channel)
Wind loading	80km/hour 0.3kn/m ²
Eave connection	Hot-dip Galvanized twin steel plate
Framework material	Hard pressed extruded aluminium 6061/T6 (15HW)
Cover material	PVC-coated polyester textile, flame retardant to DIN 4102 B1,M2,CFM. 750g-900g/m ²

Optional accessories

- PVC window sidewalls
- Anchoring
- Rain Gutter
- Lining and curtain
- Glass door units
- Hard walling system
- Glass walling system
- Transparent PVC cover and sidewall
- Flooring system
- Weight plate

Framework main profile dimension and use

 <p>119mm 3.5mm 152mm</p>	 <p>100mm 85mm 2.8mm</p>	 <p>60mm 60mm 2.5mm</p>	 <p>40mm 80mm 2.0mm</p>
Roof Beam Upright Support Gable Pole	Eave Purlin Ridge Purlin	Intermediate Purlin	Eave tension rail

