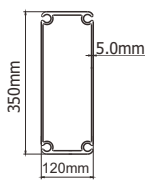
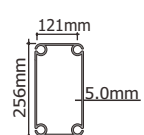
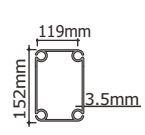
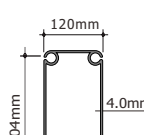
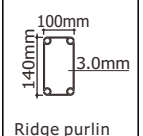
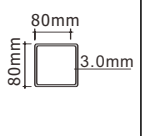
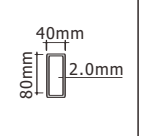
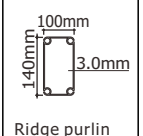
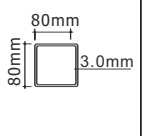
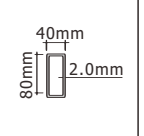


Item	Specification
Clear-span width	30m
Eave height	5.2m
Ridge height	10m
Roof pitch	18.5°
Bay distance	5m
Longest component	11m
Minimum tent length	5m
Roof fixing	Bar tensioning
Main profile	350x120x5mm(4-channel)
Wind loading	100km/hour 0.5kn/m <sup>2</sup>
Eave connection	Hot-dip Galvanized twin steel plate
Framework material	Hard pressed extruded aluminium 6061/T6 (15HW)
Cover material	PVC-coated polyester textile, flame retardant to DIN 4102 B1,M2,CFM. 750-900g/m <sup>2</sup>

Optional accessories	
Sandwich Wall	Transparent Roof
Metal wall	Thermal Roof
Rain Gutter	Weight plate
Archoring	Single Roof
Rolling Door	

Framework main profile dimension and use			
 <p>upright support Roof Beam</p>	 <p>Gable pole</p>	 <p>Gable pole</p>	
 <p>Gable pole</p>	 <p>Ridge purlin</p>	 <p>Eave purlin</p>	 <p>Intermediale purlin</p>
	 <p>Gable beam</p>	 <p>Eave purlin</p>	 <p>Eave tension rail</p>

