

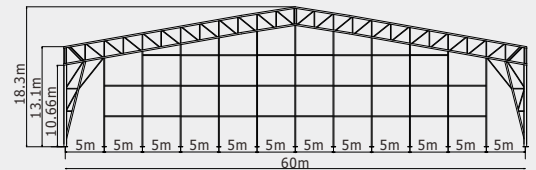
Aluminum Truss Structure

Technical Data

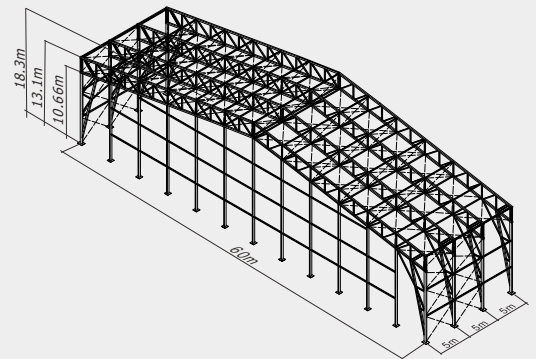
(Type : ATS60/1000)



Item	Specification
Clear-span width	60m
Eave height	10m(optional side height 12m,14m,15m)
Ridge height	18.3m
Roof pitch	10°, 9°, 8°
Bay distance	5m
Longest component	11m
Minimum tent length	25m
Roof fixing	Bar tensioning
Main profile	200x174mm, 400x120x6mm
Wind loading	120km/hour 0.5kn/m ²
Eave connection	Bolts Connecting
Framework material	Hard pressed extruded aluminium 6061/T6 (15HW)
Cover material	PVC-coated polyester textile, flame retardant to DIN 4102 B1,M2,CFM. 650g-950g/m ²



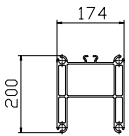
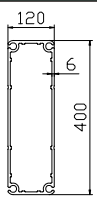
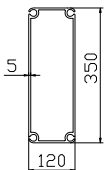
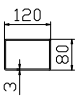
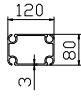
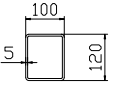
Type : ATS60/1000



Optional accessories

- PVC window sidewalls
- Anchoring
- Rain Gutter
- Lining and curtain
- Glass door units
- Hard walling system
- Glass walling system
- Transparent PVC cover and sidewall
- Flooring system
- Weight plate

Framework main profile dimension and use

 <p>Roof beam</p>	 <p>Upright</p>	 <p>Gable pole</p>	 <p>Web member</p>	 <p>Intermediate purlin / Eave beam</p>	 <p>Fixed beam / Q235</p>
--	--	---	---	--	--