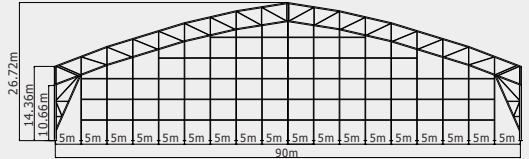



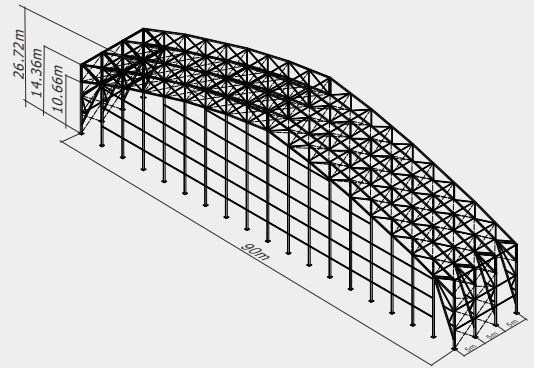
# Aluminum Truss Structure

## Technical Data

(Type : ATS90/1000)



Type : ATS90/1000

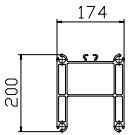
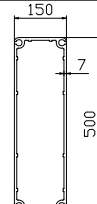
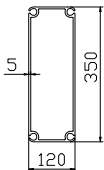
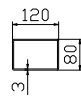
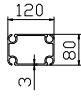
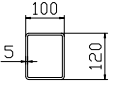


Item	Specification
Clear-span width	90m
Eave height	10m(optional side height 12m,14m,15m)
Ridge height	26.72m
Roof pitch	21°, 17°, 13°, 9°
Bay distance	5m
Longest component	11m
Minimum tent length	25m
Roof fixing	Bar tensioning
Main profile	200x174x6mm, 500x150x7mm
Wind loading	120km/hour 0.5kn/m <sup>2</sup>
Eave connection	Bolts Connecting
Framework material	Hard pressed extruded aluminium 6061/T6 ( 15HW )
Cover material	PVC-coated polyester textile, flame retardant to DIN 4102 B1,M2,CFM. 650g-950g/m <sup>2</sup>

### Optional accessories

- PVC window sidewalls
- Anchoring
- Rain Gutter
- Lining and curtain
- Glass door units
- Hard walling system
- Glass walling system
- Transparent PVC cover and sidewall
- Flooring system
- Weight plate

### Framework main profile dimension and use

 <p>Roof beam</p>	 <p>Upright</p>	 <p>Gable pole</p>	 <p>Web member</p>	 <p>Intermediate purlin / Eave beam</p>	 <p>Fixed beam / Q235</p>
------------------------------------------------------------------------------------------------------	----------------------------------------------------------------------------------------------------	-------------------------------------------------------------------------------------------------------	-------------------------------------------------------------------------------------------------------	------------------------------------------------------------------------------------------------------------------------------	----------------------------------------------------------------------------------------------------------------